



CAST IRON ARMATURE BULGARIA® SA

7800 Popovo, Industrial zone

Phone: + 359 608 43654

<http://www.cia.bg>

E-mail: cia@cia.bg



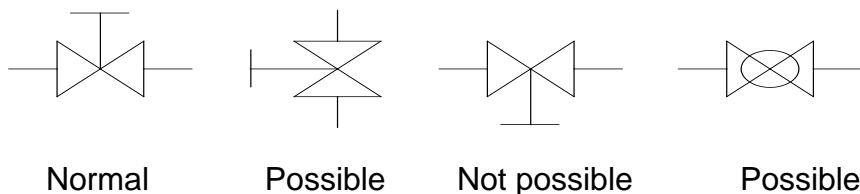
CAST IRON GATE VALVE	DN	PN
SERIES 244 - 245	40 - 300	10
SERIES 244 - 245	50 - 200	16

APPLICATION

The valve is a pipeline fixture for letting out, stopping and fluid stream regulation, whose closing executive body moves across the fluid direction. The gate valves are mounted on pipelines, through which is transported water or non-aggressive liquids at a pressure not exceeding PN 10 or PN 16 and $T_{max} = 110^{\circ} C$.



INSTALLATION



MATERIALS FOR MAJOR DETAILS

No.	Detail	Material	Number	Standard
1	Body	EN-GJL-250	5.1301	BDS EN 1561
2	Wedge	EN-GJL-250	5.1301	BDS EN 1561
3	Body ring	CuZn40Pb2	CW617N	BDS EN 12164
4	Wedge ring	CuZn40Pb2	CW617N	BDS EN 12164
5	Stem	X20Cr13	1.4021	BDS EN 10088-1
6	Stem nut	EN-GJL-250	5.1301	BDS EN 1561
7	Bonnet	EN-GJL-250	5.1301	BDS EN 1561
8	Sealing nut	C45	1.0503	BDS EN 10083-2
9	Hand reel	EN-GJL-250	5.1301	BDS EN 1561
	Construction lengths			BDS EN 558 + A1
	Flanges			BDS EN 1092-2
	Coating	alkyd enamel RAL 7005		



CAST IRON ARMATURE BULGARIA® SA

7800 Popovo, Industrial zone

Phone: + 359 608 43654

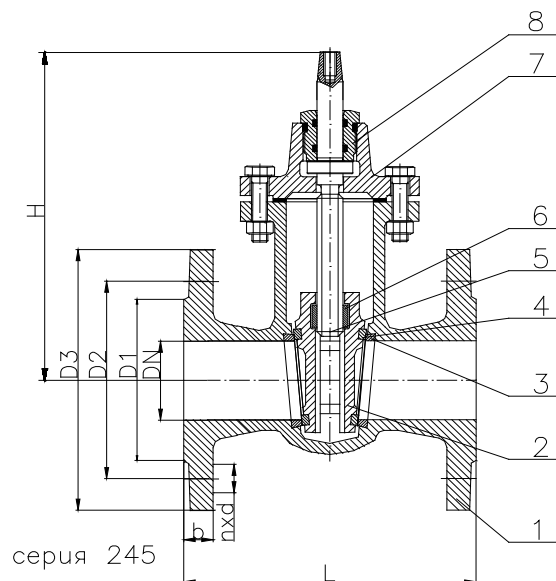
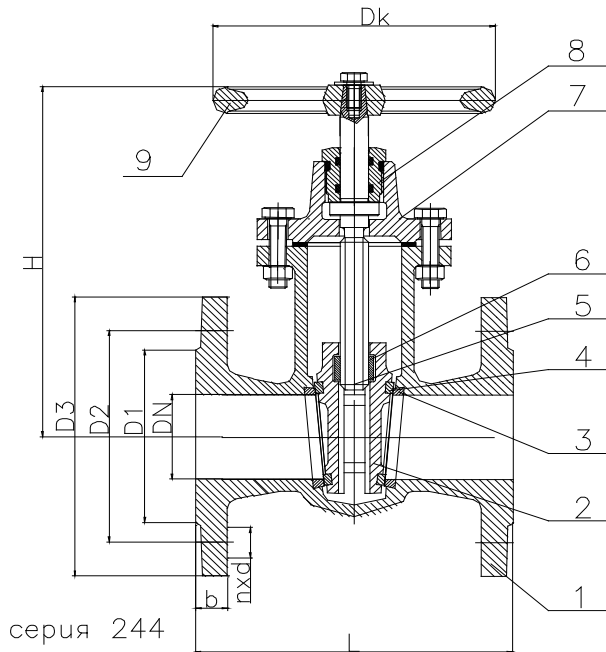
<http://www.cia.bg>

E-mail: cia@cia.bg



DIMENSIONS

DN	PN	D3	D2	D1	L	H	n	d	b	Dk
40	10	150	110	88	170	235	4	18	19	160
50		165	125	102	180	235	4	18	20	160
65		185	145	122	200	260	4	18	20	200
80		200	160	138	210	280	8	18	22	200
100		220	180	158	230	335	8	18	22	250
125		250	210	188	255	365	8	18	24	250
150		285	240	212	280	415	8	22	24	315
200		340	295	268	330	535	8	22	26	315
250		395	350	320	450	665	12	22	28	400
300		445	400	370	500	745	12	22	28	400
40	16	150	110	88	240	235	4	18	19	160
50		165	125	102	250	235	4	18	20	160
65		185	145	122	270	260	4	18	20	200
80		200	160	138	280	280	8	18	22	200
100		220	180	158	300	335	8	18	24	250
125		250	210	188	325	365	8	18	26	250
150		285	240	212	350	415	8	22	26	315
200		340	295	268	400	535	8	22	30	315



Note: Series 254 is without hand reel